


WALL MOUNTED SPLIT (TC SERIES)



TRUST AIR CONDITIONING EQUIPMENT CO.
Prepared By: Engineering & R & D Department.

CONTENTS

1. Precaution	3
1.1 Safety Precaution	3
1.2 Warning	3
2. Function	6
3. Dimension	7
3.1 Indoor Unit	7
3.2 Outdoor Unit	10
4. Refrigerant Cycle Diagram	14

توجه:

شرکت تراست حق تغییر مشخصات دستگاه ها را در جهت بهبود و ارتقای
کیفیت برای خود محفوظ می دارد.

2016

1. Precaution

1.1 Safety Precaution

n To prevent injury to the user or other people and property damage, the following instructions must be followed.

n Incorrect operation due to ignoring instruction will cause harm or damage.

n Before service the unit, be sure to read this service manual at first.

1.2 Warning

Ø Installation

n Do not use a defective or underrated circuit breaker. Use this appliance on a dedicated circuit.

There is risk of fire or electric shock.

n For electrical work, contact the dealer, seller, a qualified electrician, or an authorized service center.

Do not disassemble or repair the product, there is risk of fire or electric shock.

n Always ground the product.

There is risk of fire or electric shock.

n Install the panel and the cover of control box securely.

There is risk of fire of electric shock.

n Always install a dedicated circuit and breaker.

Improper wiring or installation may cause fire or electric shock.

n Use the correctly rated breaker of fuse.

There is risk of fire or electric shock.

n Do not modify or extend the power cable.

There is risk of fire or electric shock.

n Do not install, remove, or reinstall the unit by yourself (customer).

There is risk of fire, electric shock, explosion, or injury.

n Be caution when unpacking and installing the product.

Sharp edges could cause injury, be especially careful of the case edges and the fins on the condenser and evaporator.

n For installation, always contact the dealer or an authorized service center.

n Do not install the product on a defective installation stand.

n Be sure the installation area does not deteriorate with age.

If the base collapses, the air conditioner could fall with it, causing property damage, product failure, and personal injury.

n Do not let the air conditioner run for a long time when the humidity is very high and a door or a window is left open.

n Take care to ensure that power cable could not be pulled out or damaged during operation.

There is risk of fire or electric shock.

n Do not place anything on the power cable.

There is risk of fire or electric shock.

n Do not plug or unplug the power supply plug during operation.

There is risk of fire or electric shock.

n Do not touch (operation) the product with wet hands.

n Do not place a heater or other appliance near the power cable.

There is risk of fire and electric shock.

n Do not allow water to run into electrical parts.

It may cause fire, failure of the product, or electric shock.

n Do not store or use flammable gas or combustible near the product.

There is risk of fire or failure of product.

n Do not use the product in a tightly closed space for a long time.

Oxygen deficiency could occur.

n When flammable gas leaks, turn off the gas and open a window for ventilation before turn the product on.

n If strange sounds or smoke comes from product, turn the breaker off or

disconnect the power supply cable.

There is risk of electric shock or fire.

n Stop operation and close the window in storm or hurricane. If possible, remove the product from the window before the hurricane arrives.

There is risk of property damage, failure of product, or electric shock.

n Do not open the inlet grill of the product during operation. (Do not touch the electrostatic filter, if the unit is so equipped.)

There is risk of physical injury, electric shock, or product failure.

n When the product is soaked, contact an authorized service center.

There is risk of fire or electric shock.

n Be caution that water could not enter the product.

There is risk of fire, electric shock, or product damage.

n Ventilate the product from time to time when operating it together with a stove etc.

There is risk of fire or electric shock.

n Turn the main power off when cleaning or maintaining the product.

There is risk of electric shock.

n When the product is not be used for a long time, disconnect the power supply plug or turn off the breaker.

There is risk of product damage or failure, or unintended operation.

n Take care to ensure that nobody could step on or fall onto the outdoor unit.

This could result in personal injury and product damage.

Ø CAUTION

n Always check for gas (refrigerant) leakage after installation or repair of product.

Low refrigerant levels may cause failure of product.

n Install the drain hose to ensure that water is drained away properly.

A bad connection may cause water leakage.

n Keep level even when installing the product.

It can avoid vibration of water leakage.

n Do not install the product where the noise or hot air from the outdoor unit could damage the neighborhoods.

It may cause a problem for your neighbors.

n Use two or more people to lift and transport the product.

n Do not install the product where it will be exposed to sea wind (salt spray) directly.

It may cause corrosion on the product.

Corrosion, particularly on the condenser and evaporator fins, could cause product malfunction or inefficient operation.

Ø Operational

n Do not expose the skin directly to cool air for long time. (Do not sit in the draft).

n Do not use the product for special purposes, such as preserving foods, works of art etc. It is a consumer air conditioner, not a precision refrigerant system.

There is risk of damage or loss of property.

n Do not block the inlet or outlet of air flow.

n Use a soft cloth to clean. Do not use harsh detergents, solvents, etc.

There is risk of fire, electric shock, or damage to the plastic parts of the product.

n Do not touch the metal parts of the product when removing the air filter. They are very sharp.

n Do not step on or put anything on the product. (outdoor units)

n Always insert the filter securely. Clean the filter every two weeks or more often if necessary.

A dirty filter reduces the efficiency of the air conditioner and could cause product malfunction or damage.

n Do not insert hands or other objects through air inlet or outlet while the product

is operated.

n Do not drink the water drained from the product.

n Use a firm stool or ladder when cleaning or maintaining the product.

Be careful and avoid personal injury.

n Replace the all batteries in the remote control with new ones of the same type. Do not mix old and new batteries or different types of batteries.

There is risk of fire or explosion.

n Do not recharge or disassemble the batteries. Do not dispose of batteries in a fire.

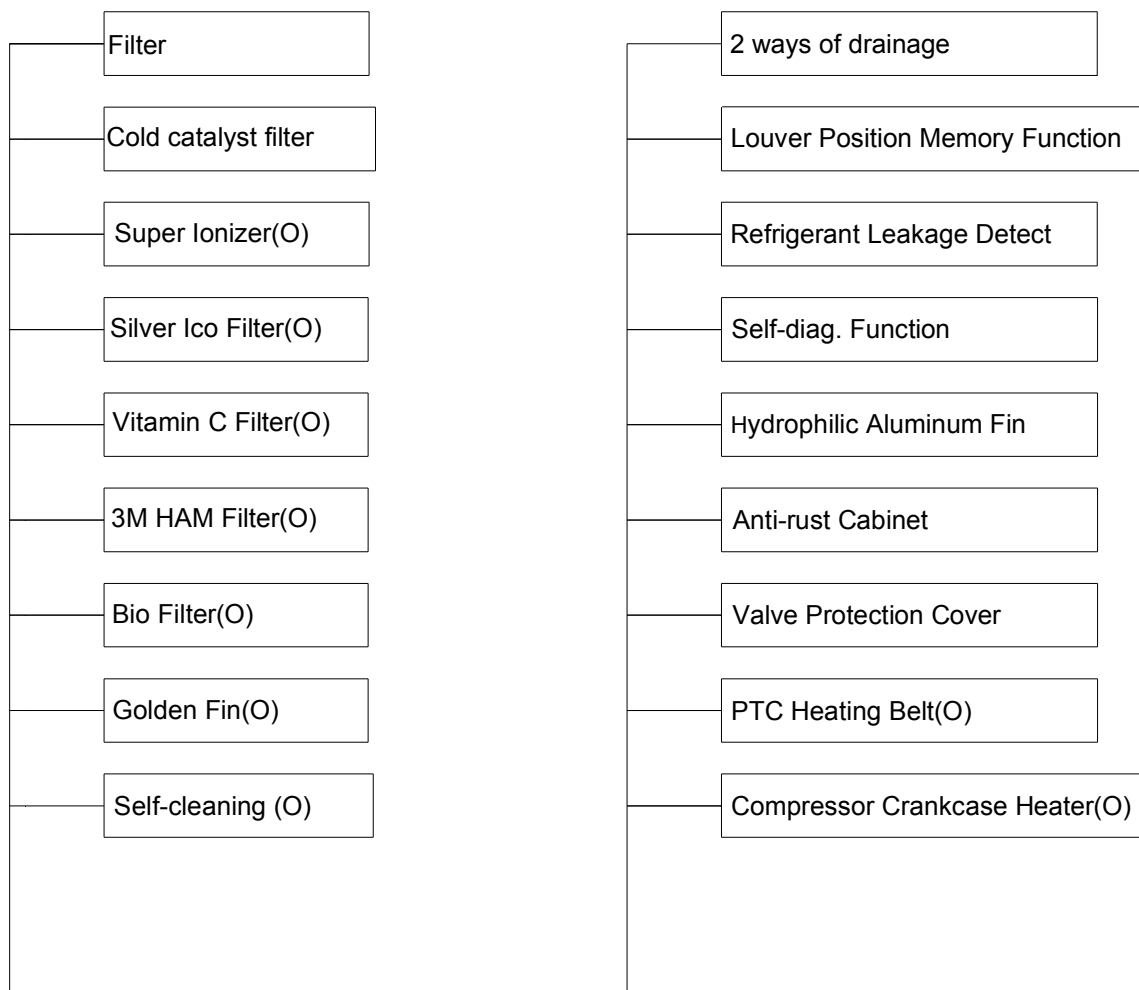
They may burn or explode.

n If the liquid from the batteries gets onto your skin or clothes, wash it well with clean water. Do not use the remote if the batteries have leaked.

2. Function

Model Names of Indoor/Outdoor Units

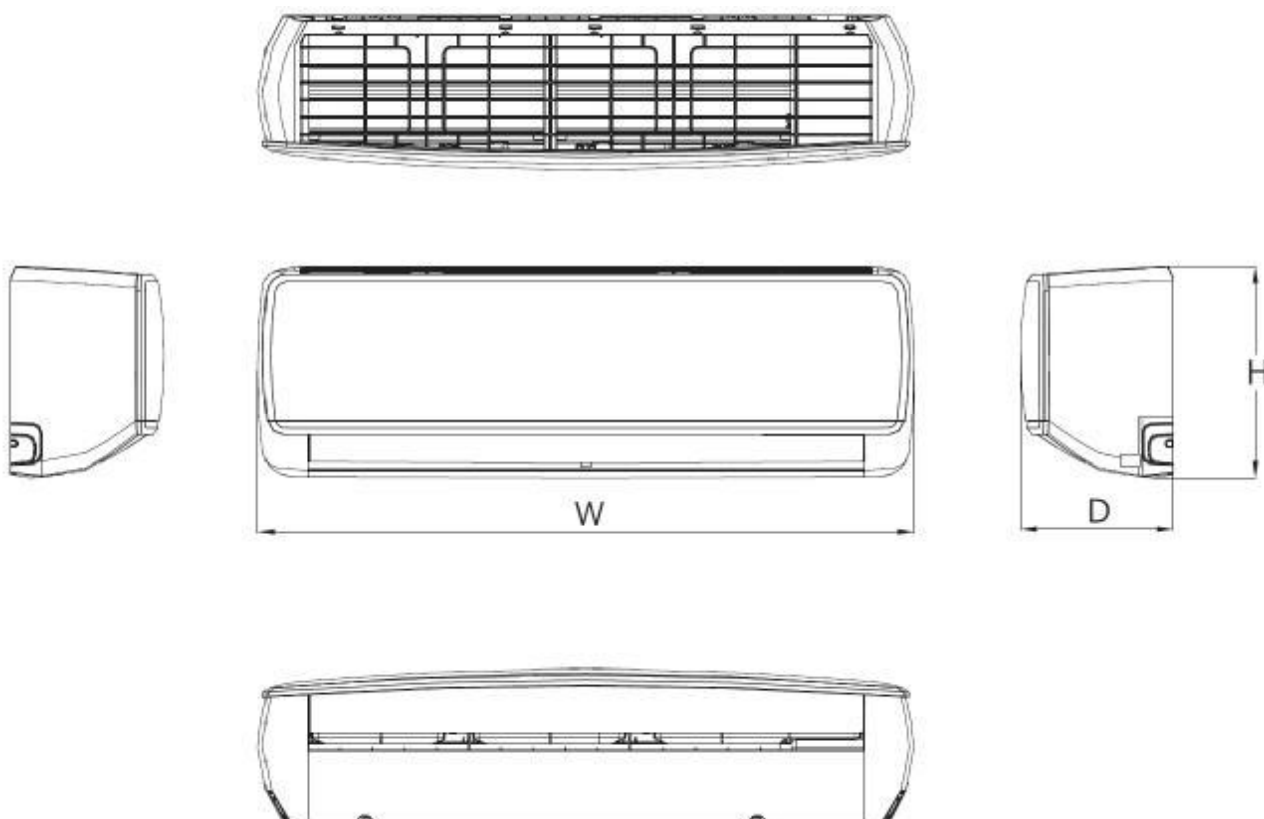
On-Off	Capacity	Indoor units	Outdoor units
	9k	TMSTC09HT1A+/I4SW1R1N1S	TMSTC09HT1A+/O4SW1R1N1S
	12k	TMSTC12HT1A+/I4SW1R1N1S	TMSTC12HT1A+/O4SW1R1N1S
	18k	TMSTC18HT1A+/I4SW1R1N1S	TMSTC18HT1A+/O4SW1R1N1S
	24k	TMSTC24HT1A+/I4SW1R1N1S	TMSTC24HT1A+/O4SW1R1N1S



O:optional

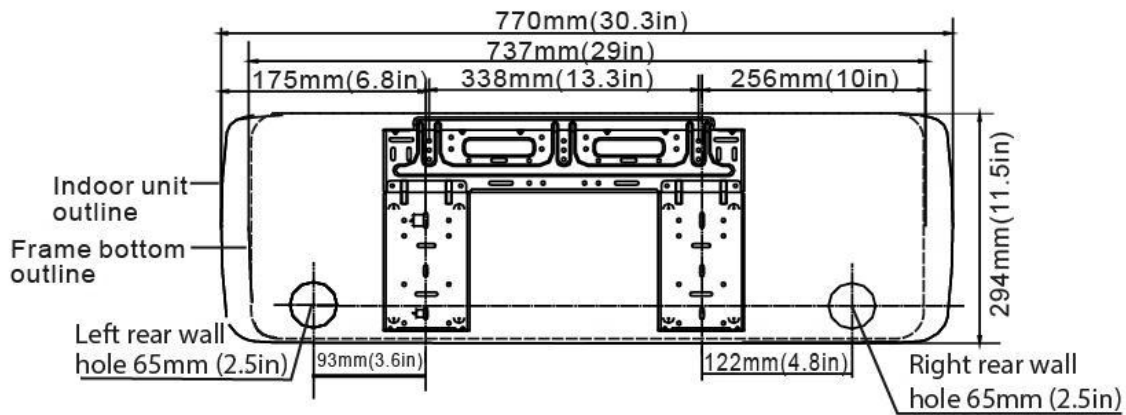
3. Dimension

3.1 Indoor Unit



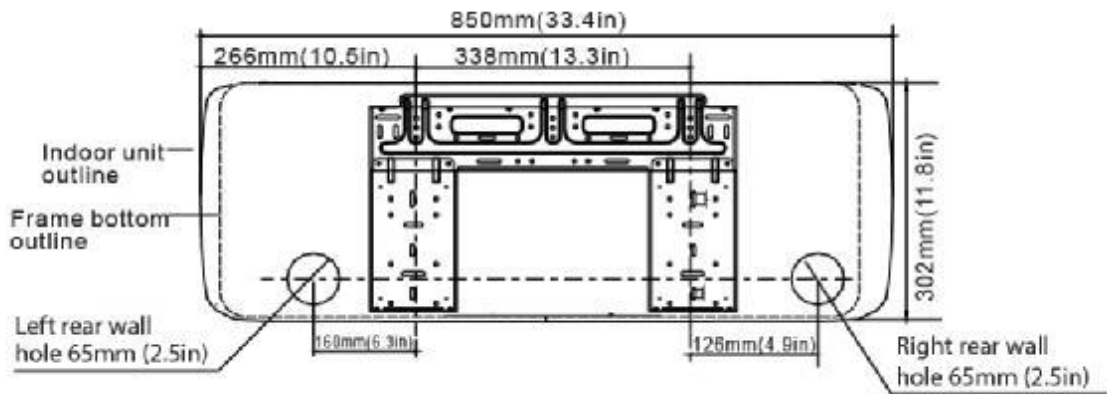
Model	W	D	H
TMSTC09HT1A+/I4SW1R1N1S	770	200	294
TMSTC12HT1A+/I4SW1R1N1S	850	204	302
TMSTC18HT1A+/I4SW1R1N1S	1010	230	326
TMSTC24HT1A+/I4SW1R1N1S	1130	240	340

For TMSTC09HT1A+/I4SW1R1N1S



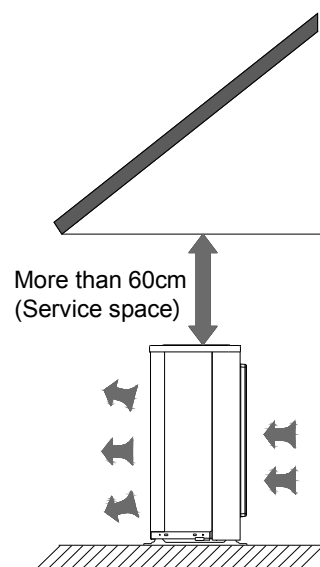
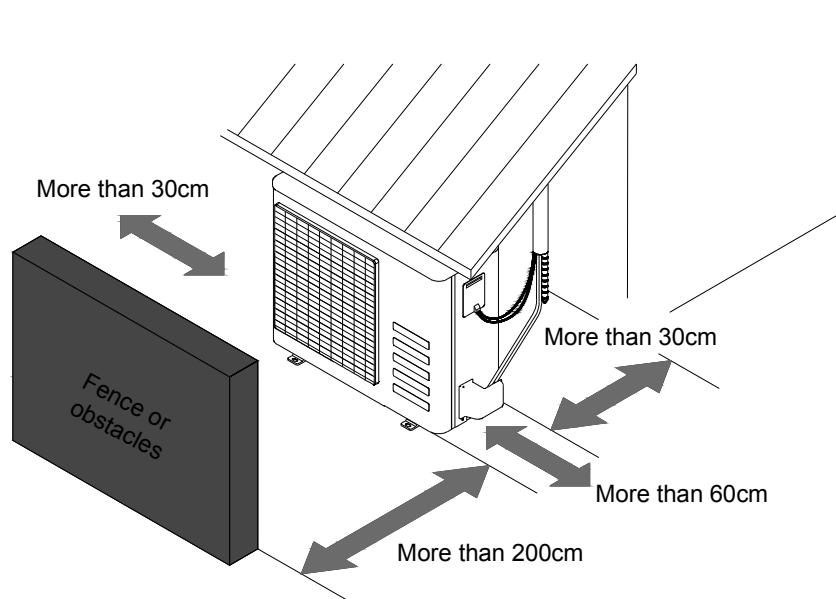
Model A

For TMSTC12HT1A+/I4SW1R1N1S

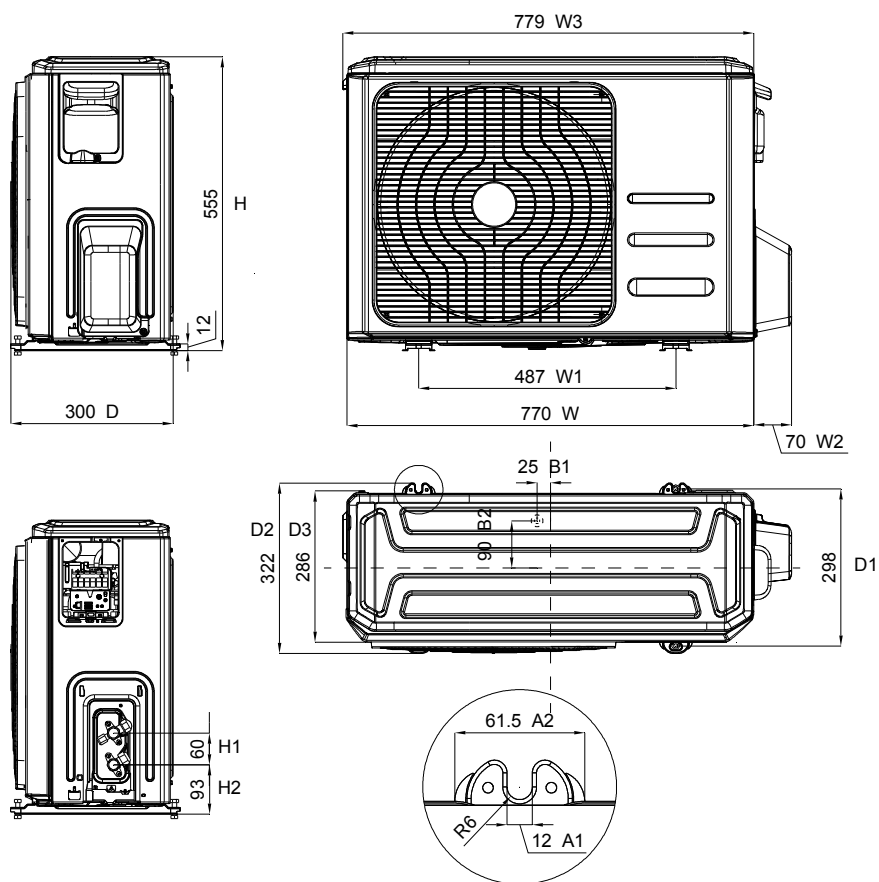


Model B

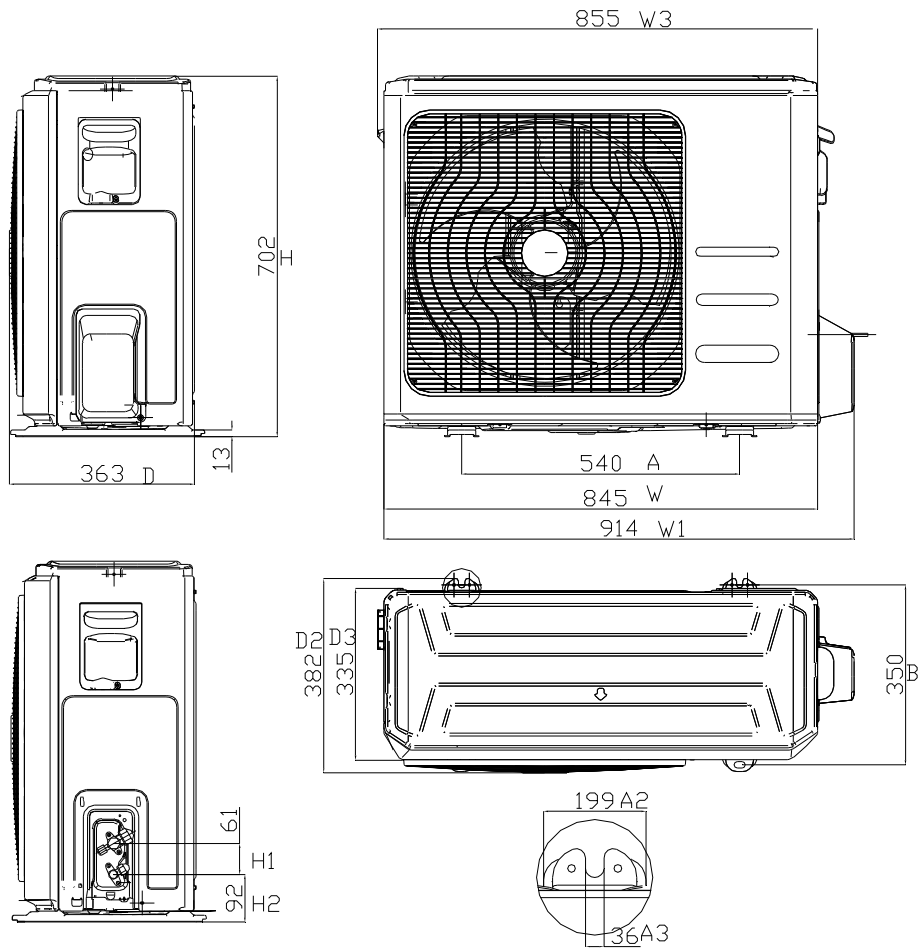
3.2 Outdoor Unit



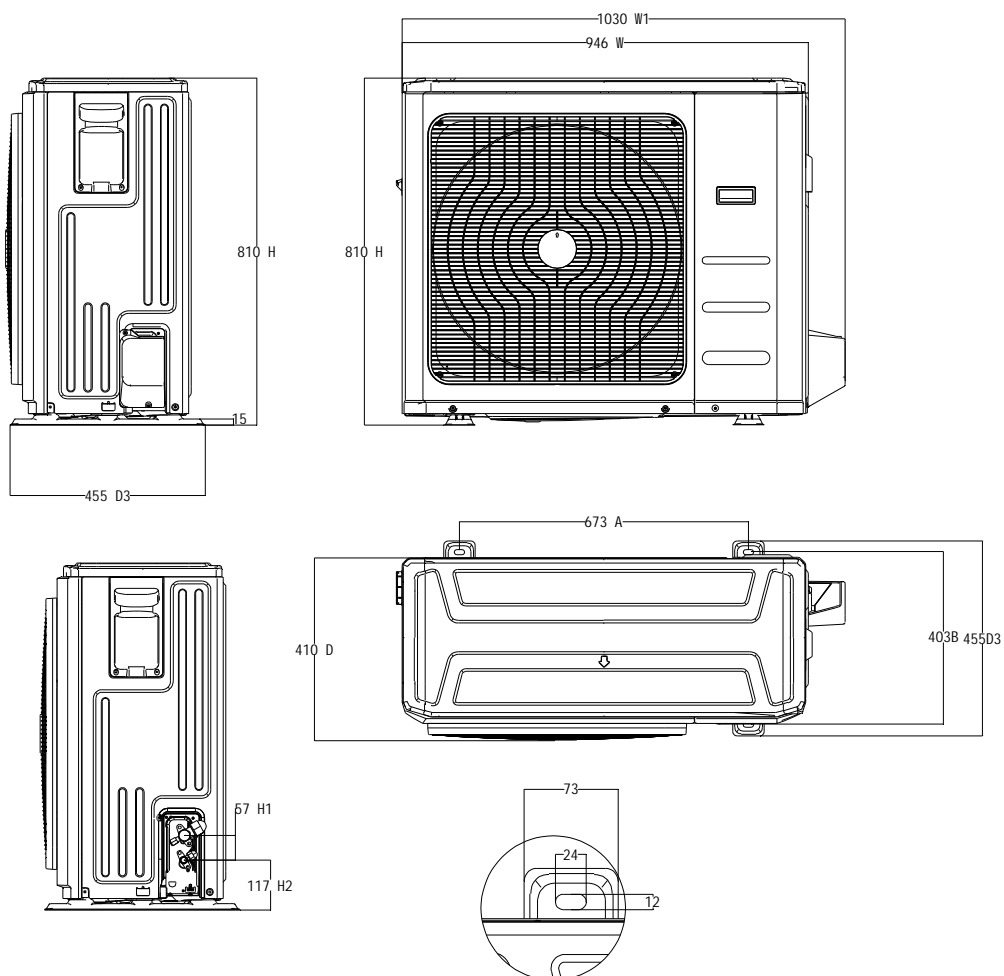
For TMSTC09HT1A+/O4SW1R1N1S , TMSTC12HT1A+/O4SW1R1N1S,



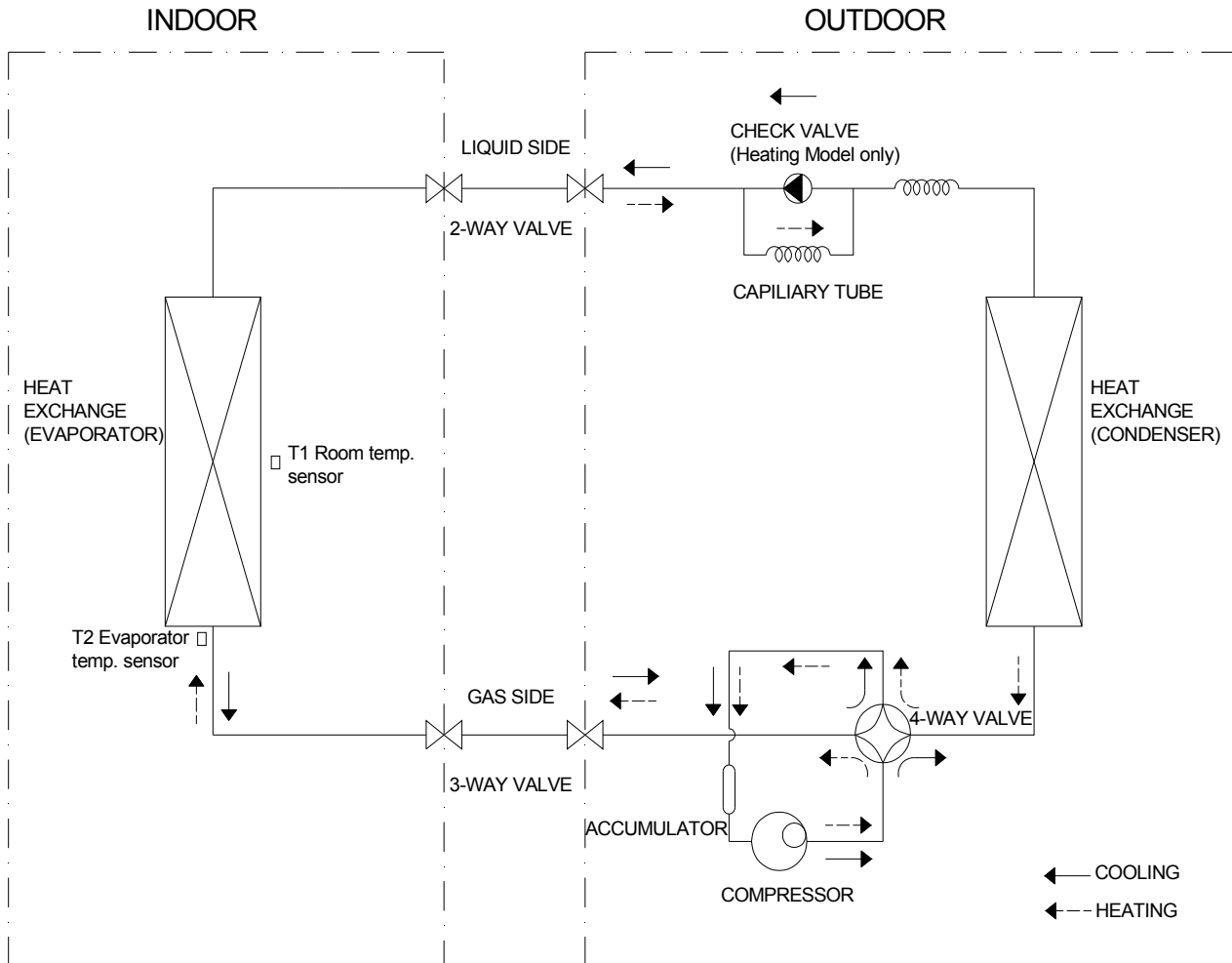
For TMSTC18HT1A+/O4SW1R1N1S



For TMSTC24HT1A+/O4SW1R1N1S



4. Refrigerant Cycle Diagram





Air Conditioning Systems

Cooling & Heating

TRUST AIR-CONDITIONING EQUIPMENT CO.

Shiraz office: 8 th floor, Alvand Blog., Dostan St.,
Moaliabad Ave., SHIRAZ, IRAN., Post code: 71877-14446

Tel.: +98-71-36341070

Fax.: +98-71-36341094

Tehran office: No. 19- koohe nour St.- Motahhari St.-

TEHRAN, IRAN., Post code: 15876-73111

Tel.: +98-21-89389

Fax.: +98-21-88541903

Ahwaz office: No. 309- Kaveh St.- AHWAZ, IRAN., Post code: 61939-47911

Tel.: +98-61-32230647-8

Fax.: +98-61-32230647

E-mail: info@trustacs.com

Web site: <http://www.trustacs.com>

برند برتر در اولین جشنواره بین المللی
برترین نام و نشان های تجاری ایران

