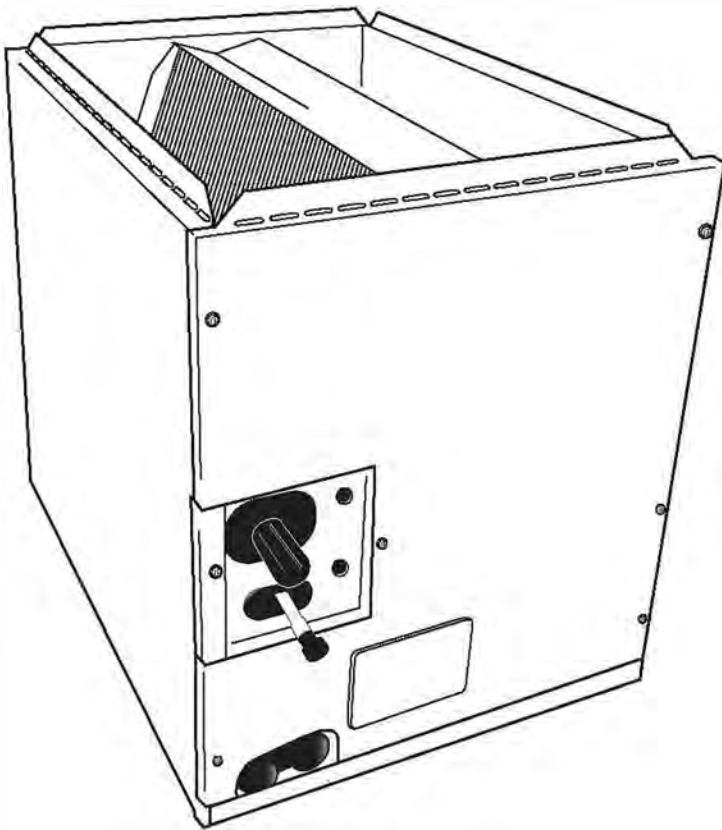


COIL UNIT



TRUST AIR CONDITIONING EQUIPMENT CO.
Prepared By: Engineering & R & D Department.

TF1A Series Cased A-Coil Upflow/Downflow, 1 ½ thru 5 Tons



Easy To Install:

All tubing exits through left hand side of front access panel

Split seam front access

Suction and discharge line extend past the outside of the cabinet

Fedders Cased Coils for use with the cool only or heat pump condensing unit. This reliable matching cased coil was designed to compliment the Fedders full system. The coils are available for use in R-22 systems. They are housed in a durable gauge painted cabinet and fully insulated for quiet, efficient operation.

Performance:

Rated in accordance with ARI Standard 210/240

A-Coils offer low pressure drops to enhance system performance and airflow characteristics

Quality Built:

Coils have sweat fitting refrigerant connections

Widths match flush with Fedders gas furnaces

Primary and secondary condensate drain connections are 3/4" F.P.T. – Flush Mounted

Condensate drain pan is constructed of high grade, heat resistant, corrosion free material

Copper tube aluminum fin coil

All evaporators are factory leak-tested, dehydrated, sealed and shipped with holding charge

Pressure taps on suction and liquid line

Bi-flow TXV is standard on all coils

R4.0 insulation value in case

All drain pans are compatible with UV lights

Limited 5-year warranty

Serviceability:

Front panel is removable for easy service and coil cleaning

Foil-Face insulation for easy cleaning

Product Specifications

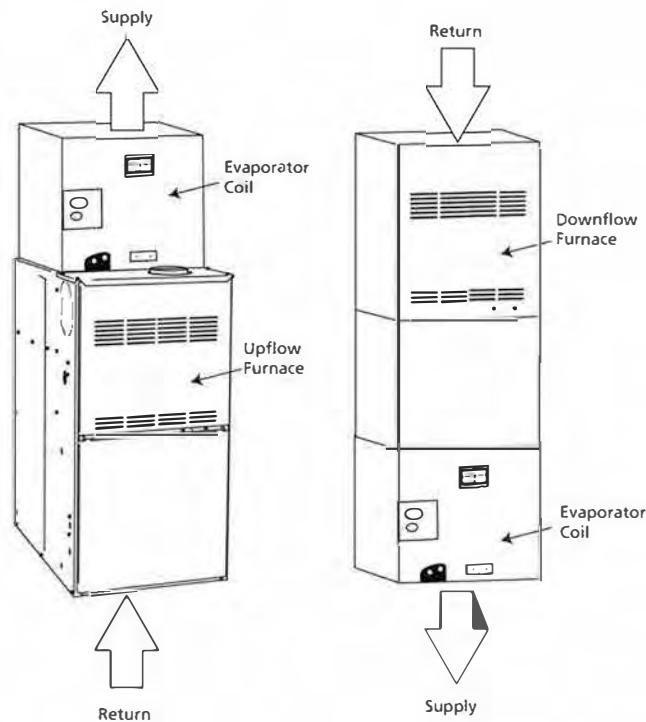


COIL SPECIFICATIONS										
MODEL NUMBER	TYPE AIR FLOW*	FLUSH FIT TO FURNACE WIDTH	CFM RANGE	FACE AREA SQ. FT.	FINS PER INCH	TUBE O.D.	NUMBER OF ROWS	NUMBER OF CIRCUITS	LINE CONNECTIONS O.D.	
									LIQUID	SUCTION
TF1A48	U, D	17.5, 20.5	1,300 – 1,500	4.89	12	3/8"	3	6	3/8"	7/8"
TF1A60	U, D	17.5, 20.5, 22	1,400 – 1,900	5.80	12	3/8"	3	6	3/8"	7/8" ²

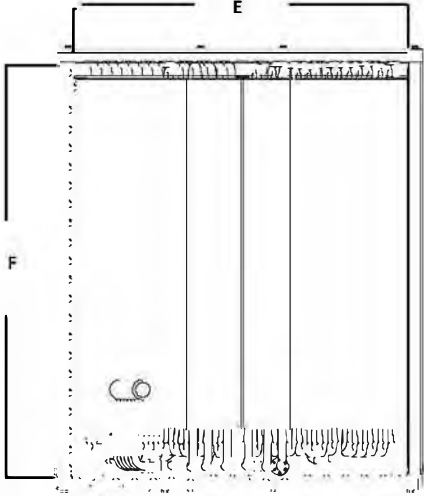
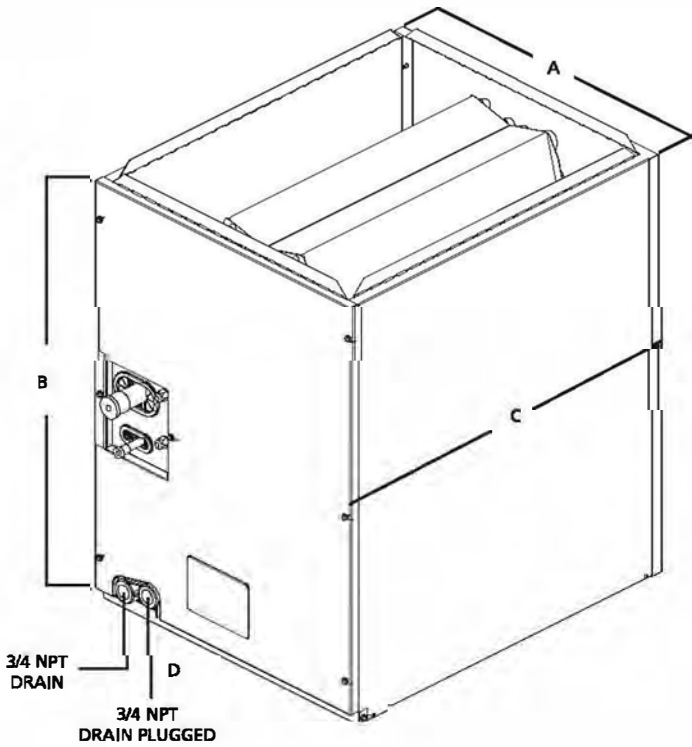
*U = Upflow Applications. D = Downflow Applications.
 1 = Requires a 1/2" - 3/8" reducer.
 2 = Requires a 1 1/8" - 3/8" reducer.

MODEL NUMBER	STATIC PRESSURE DROP THROUGH WET COIL & HOUSING (INCHES WATER COLUMN / CFM)													
	600	700	800	900	1000	1100	1200	1300	1400	1500	1600	1700	1800	1900
TF1A48								0.15	0.17	0.18	0.21			
TF1A60												0.21	0.23	0.23

Airflow configurations (drawings showing different installation configurations)
 This product is ARI certified when matched with other Fedders products.



Product Specifications





Air Conditioning Systems

Cooling & Heating

TRUST AIR-CONDITIONING EQUIPMENT CO.

Shiraz office: 8 th floor, Alvand Bldg., Dostan St.,
Moaliabad Ave., SHIRAZ, IRAN., Post code: 71877-14446

Tel.: +98-71-36341070

Fax.: +98-71-36341094

Tehran office: No. 19- koohe nour St.- Motahhari St.-

TEHRAN, IRAN., Post code: 15876-73111

Tel.: +98-21-89389

Fax.: +98-21-88541903

Ahwaz office: No. 309- Kaveh St.- AHWAZ, IRAN., Post code: 61939-47911

Tel.: +98-61-32230647-8 E-mail: info@trustacs.com

Fax.: +98-61-32230647 Web site: <http://www.trustacs.com>

برند برتر در اولین جشنواره بین المللی
برترین نام و نشان های تجاری ایران

